

# APP-CUM-AGP RECRUITMENT

## MAIN EXAMINATION: ONLINE FEE PAYMENT

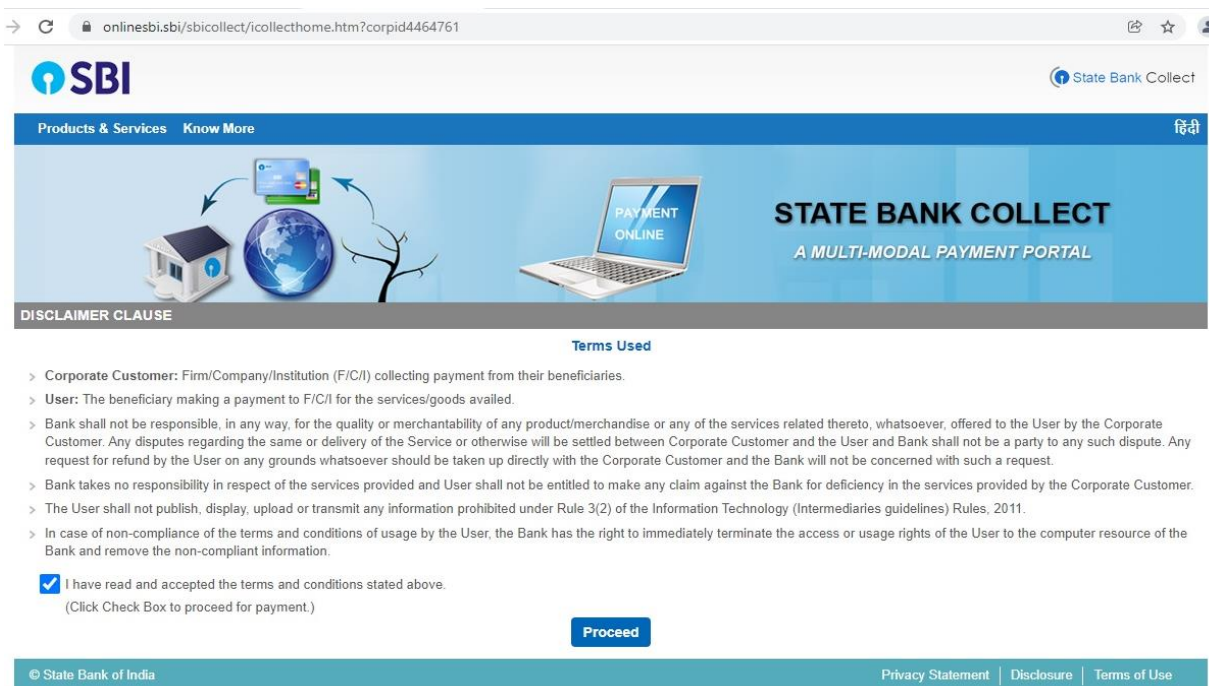
### Instructions for making payment through SBI Collect

Payment of fee for Main examination of APP-Cum-AGP Recruitment can be made through SBI Collect facility using UPI and NEFT etc. Follow the Instructions given below for making your payments.

Once you click on [APP-CUM-AGP RECRUITMENT:MAIN EXAMINATION FEE PAYMENT LINK](#) OR

the link <https://www.onlinesbi.sbi/sbicollect/icollecthome.htm?corpid4464761> , you will be redirected to SBI Collect page, then

1. Click checkbox to accept 'I have read and accepted the terms and conditions stated above'



→ [onlinesbi.sbi/sbicollect/icollecthome.htm?corpid4464761](https://www.onlinesbi.sbi/sbicollect/icollecthome.htm?corpid4464761) State Bank Collect

Products & Services Know More

STATE BANK COLLECT  
A MULTI-MODAL PAYMENT PORTAL

DISCLAIMER CLAUSE

Terms Used

- > Corporate Customer: Firm/Company/Institution (F/C/I) collecting payment from their beneficiaries.
- > User: The beneficiary making a payment to F/C/I for the services/goods availed.
- > Bank shall not be responsible, in any way, for the quality or merchantability of any product/merchandise or any of the services related thereto, whatsoever, offered to the User by the Corporate Customer. Any disputes regarding the same or delivery of the Service or otherwise will be settled between Corporate Customer and the User and Bank shall not be a party to any such dispute. Any request for refund by the User on any grounds whatsoever should be taken up directly with the Corporate Customer and the Bank will not be concerned with such a request.
- > Bank takes no responsibility in respect of the services provided and User shall not be entitled to make any claim against the Bank for deficiency in the services provided by the Corporate Customer.
- > The User shall not publish, display, upload or transmit any information prohibited under Rule 3(2) of the Information Technology (Intermediaries guidelines) Rules, 2011.
- > In case of non-compliance of the terms and conditions of usage by the User, the Bank has the right to immediately terminate the access or usage rights of the User to the computer resource of the Bank and remove the non-compliant information.

I have read and accepted the terms and conditions stated above.  
(Click Check Box to proceed for payment.)

Proceed

© State Bank of India Privacy Statement | Disclosure | Terms of Use

2. Then, click on 'Proceed'

3. Click on 'Select State': **Karnataka**

4. Choose State of Corporate/Institution as '**Govt. Department**'

The screenshot shows the State Bank Collect website interface. The browser address bar displays "onlinesbi.sbi/sbicollect/sblink/displayinstitutiontype.htm". The page header includes the SBI logo and "State Bank Collect". A navigation bar shows "State Bank Collect" and "State Bank Mops". The main content area is titled "Select State and Type of Corporate / Institution". It features two dropdown menus: "State of Corporate / Institution \*" with "Karnataka" selected, and "Type of Corporate / Institution \*" with "Govt Department" selected. A blue "Go" button is positioned below the dropdowns. A red warning box contains the text: "Mandatory fields are marked with an asterisk (\*)" and "State Bank Collect is a unique service for paying online to educational institutions, temples, charities and/or any other corporates/institutions who maintain their accounts with the Bank." The footer includes "© State Bank of India" and links for "Privacy Statement", "Disclosure", and "Terms of Use".

5. Click on '**Go**'

6. On the next screen, click on 'Select Category'

The screenshot shows the State Bank Collect website interface for selecting a payment category. The browser address bar displays "onlinesbi.sbi/sbicollect/payment/listcategory.htm". The page header includes the SBI logo and "State Bank Collect". A navigation bar shows "State Bank Collect" and "State Bank Mops". The main content area is titled "APP-CUM-AGP RECRUITMENT COMMITTEE" and includes the text "OFFICE OF THE DIRECTOR OF PROSECUTIONS, 6TH FLOOR.KHB COMPLEX CAUVERY BHAVAN, , Bangalore-560009". Below this, a section titled "Provide details of payment" contains a dropdown menu labeled "Select Payment Category \*" with "-- Select Category --" selected. A red warning box contains the text: "Mandatory fields are marked with an asterisk (\*)", "The payment structure document if available will be attached to the payment process.", and "Date specified(if any) should be in the format of". The footer includes "© State Bank of India" and links for "Privacy Statement", "Disclosure", and "Terms of Use".

7. Choose Payment category as '**APP CUM AGP RECRUITMENT COMMITTEE**'

- On the next screen, fill the details like Candidate Name, Application Number, Register Number, Category, Category as per list dated 26.10.2021, Mode of payment (UPI/NEFT), Serial as per list dated 26.10.2021, Select total fee payable (GEN:2000Rs and SC/ST:1000Rs).
- On the same page, again enter your Name, Date of birth, Mobile number, and CAPTCHA code.

The screenshot shows a web browser window with the URL [onlinesbi.sbi/sbicollect/payment/showpaymentdetails.htm](https://onlinesbi.sbi/sbicollect/payment/showpaymentdetails.htm). The page header includes "State Bank Collect" and the date "21-Dec-2021 [04:14 PM IST]". The main heading is "APP-CUM-AGP RECRUITMENT COMMITTEE" with the address "OFFICE OF THE DIRECTOR OF PROSECUTIONS, 6TH FLOOR, KHB COMPLEX CALUVERY BHAVAN, Bangalore-560009".

The form is titled "Provide details of payment" and contains the following fields:

- Select Payment Category \* (Dropdown menu: APP CUM AGP RECRUITM)
- CANDIDATE NAME \* (Text input)
- APPLICATION NUMBER \* (Text input)
- REGISTER NUMBER \* (Text input)
- CATEGORY \* (Dropdown menu: --Select CATEGORY--)
- CAT AS PER LIST DTD 26.10.2021 \* (Text input)
- MODE OF PAYMENT (UPI,NEFT ETC) \* (Text input)
- SRL NO AS PER LST DTD 26.10.21 \* (Text input)
- TOTAL FEE PAYABLE \* (Dropdown menu: --Select TOTAL FEE PAYABLE--)

Below these fields is a "Remarks" section with a large text area.

The "Late Fee Details" section shows "Late Fee INR 0.00 (Fixed)" and a note: "PLEASE KEEP A COPY OF E RECEIPT FOR YOUR FUTURE REFERENCE".

A note below states: "Please enter your Name, Date of Birth (For Personal Banking) / Incorporation (For Corporate Banking) & Mobile Number. This is required to reprint your e-receipt / remittance(PAP) form, if the need arises."

The personal details section includes:

- Name \* (Text input)
- Date Of Birth / Incorporation \* (Text input with a calendar icon)
- Mobile Number \* (Text input)
- Email Id (Text input)
- Enter the text as shown in the image \* (Text input with a CAPTCHA box showing "D304C")

At the bottom of the form are three buttons: "Submit", "Reset", and "Back".

- Click on 'Submit'

11. On the next screen, verify the details and click on 'Confirm'. If there is any correction go back and do the correction.


→ onlinesbi.sbi/sbicollect/payment/confirmpayment.htm

State Bank Collect

State Bank Collect ▾ State Bank Mops

State Bank Collect / State Bank Collect Exit

State Bank Collect 21-Dec-2021 [04:18 PM IST]



APP-CUM-AGP RECRUITMENT COMMITTEE  
OFFICE OF THE DIRECTOR OF PROSECUTIONS, 6TH FLOOR, KHB COMPLEX CAUVERY BHAVAN, , Bangalore-560009

Verify details and confirm this transaction

Category	APP CUM AGP RECRUITMENT
CANDIDATE NAME	XYZ
APPLICATION NUMBER	APPXXXXXX
REGISTER NUMBER	ABXXX
CATEGORY	GEN
CAT AS PER LIST DTD 26.10.2021	xxx
MODE OF PAYMENT (UPI,NEFT ETC)	UPI
SRL NO AS PER LST DTD 26.10.21	0
TOTAL FEE PAYABLE	2000
Late Fee	INR 0.00
Total Amount	INR 2,000.00
Remarks	PAYENT DONE

▪ Please ensure that you are making the payment to the correct payee.

12. Now you will be taken to payment gateway.

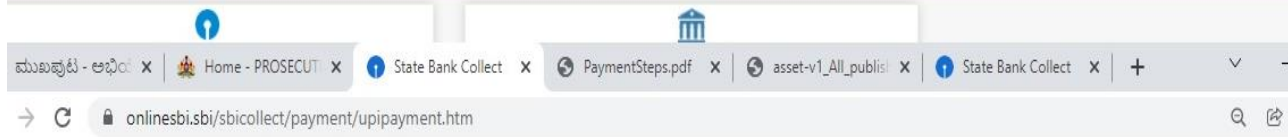
The screenshot shows the 'STATE BANK COLLECT MULTI OPTION PAYMENT SYSTEM' interface. It is divided into three main sections: 'Net Banking', 'Card Payments', and 'Other Payments Modes'.  
1. **Net Banking**: Contains two options: 'State Bank of India' (Bank Charges: Rs 11.8) and 'Other Banks Internet Banking' (Bank Charges: Rs 17.7). Both have 'CLICK HERE' buttons.  
2. **Card Payments**: A warning message states: 'This payment mode is not available between 23:30 hours IST and 00:30 hours IST'. It lists six options: 'State Bank ATM-cum-Debit Card' (Bank Charges: --, NOT ENABLED), 'Other Bank Debit Cards' (Bank Charges: --, NOT ENABLED), 'Credit Cards' (Bank Charges: Rs 23.6, CLICK HERE), 'Prepaid Card (Incl Rupay PPC)' (Bank Charges: --, NOT ENABLED), and 'Foreign Card' (Bank Charges: --, NOT ENABLED).  
3. **Other Payments Modes**: A warning message states: 'UPI is not available between 22:30 hours IST and 23:30 hours IST'. It lists three options: 'UPI' (Bank Charges: Rs 0.0, CLICK HERE), 'NEFT/RTGS' (Bank Charges: Rs 15.0, CLICK HERE), and 'SBI Branch' (Bank Charges: Rs 59.0, CLICK HERE).

13. Choose '**Mode of Payment**'\* as per your convenience and complete the payment process.

\*Pay 'ONLINE' using UPI/NEFT and print the receipt for your record.

# STATE BANK COLLECT MULTI OPTION PAYMENT SYSTEM

Net Banking



State Bank Collect

State Bank Collect - State Bank Mops

State Bank Collect / State Bank Collect

Exit

State Bank Collect

21-Dec-2021 [04:22 PM IST]

UPI Payment Remittance Details

Time Left

04:59

Sbcollect Reference Number  
DUI2647757

Transaction Amount  
2,000.00

VPA  QR code

QR Code



Mandatory fields are marked with an asterisk (\*)

© State Bank of India

[Privacy Statement](#) | [Disclosure](#) | [Terms of Use](#)

Upon making the payment successfully, you will get the e-receipt for your payment. Take screenshot/ download the e-receipt for future reference.